



### OVERVIEW

An IP66 robust circular LED low & high bay luminaire Series 450 delivers between 15-36,000 lumens at up to 150 lumens per Watt in environments between -40° and 50°C. Manufactured from a die-cast powder-coated housing, Series 450 is 1-10 Volt dimmable as standard, and can be supplied with plug and play microwave & PIR sensors.

### FEATURES

- High lumen output options from 15 to 36,000 Lumens at 150 Lumens per Watt
- IP66 rated & manufactured from a die cast aluminium for interior & exterior use
- Beam angle options for multiple applications
- Dimmable as standard
- Plug & Play Sensor compatible PIR & Microwave
- 50,000 Hours lifetime with 5 year warranty

### OPTIONS

Bell Reflector accessory option available



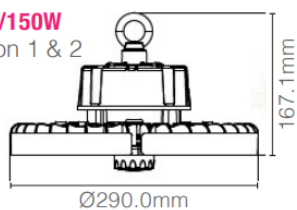
T: 01282 476600 | E: [info@photoniclighting.co.uk](mailto:info@photoniclighting.co.uk)

Unit 1 Boran Court, Network 65, Hapton, Burnley BB11 5TH

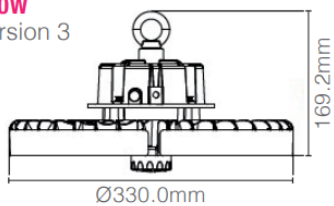
[www.photoniclighting.co.uk](http://www.photoniclighting.co.uk)

### PRODUCT DIMENSIONS

**100W/150W**  
version 1 & 2

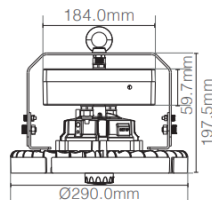
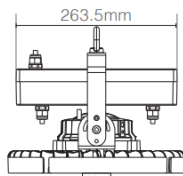


**200W**  
version 3

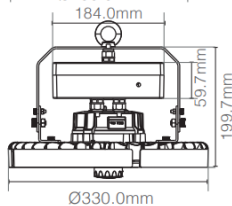
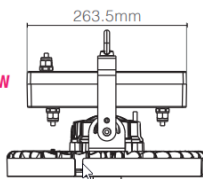


### EMERGENCY VERSIONS

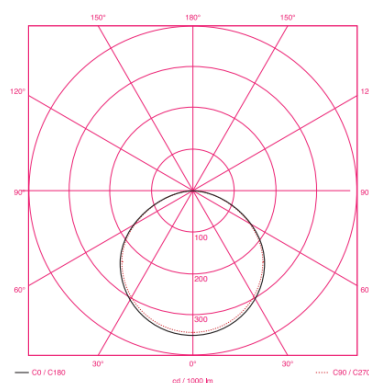
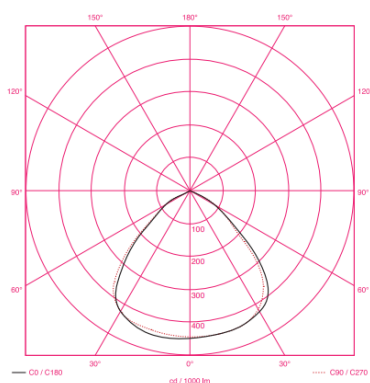
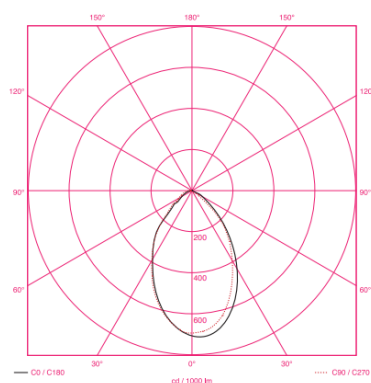
**100W/150W**



**200W**



### PHOTOMETRIC



PRODUCT SPECIFICATION

450 - (SZ) - (OT) - (OP) - (CCT) - (CN) - (EM)

Size (SZ)		Output (OT)	
Code	Description	Code	Description
1	Size 1 = Ø290mm	Lo	Lo output = 10,500lm (70W)
		Std	Std output = 14,200lm (95W)
		Hi	Hi output = 18,000lm (120W)
2	Size 2 = Ø290mm	Lo	Lo output = 13,500lm (90W)
		Std	Std output = 18,000lm (120W)
		Hi	Hi output = 22,500lm (150W)
3	Size 3 = Ø330mm	Lo	Lo output = 18,000lm (120W)
		Std	Std output = 22,000lm (160W)
		Hi	Hi output = 30,000lm (200W)

Beam angle (OP)	
Code	Description
60	60° Beam
90	90° Beam
120	120° Beam

Correlated Colour Temp (CCT)	
Code	Description
4	4000K
5	5000K
6	6000K

Control (CN)	
Code	Description
10	1-10v Dimmable (standard)
D12	Dimmable PIR 12m
M12	Dimmable microwave 12m

Emergency (EM)	
Code	Description
L3	3W Lithium Emergency
SL3	3W Lithium Self-test Emergency
L6	6W Lithium Emergency
SL6	6W Lithium Self-test Emergency

Accessories	
Code	Description
450-WB	Wall mounting Bracket
450-REM	Remote for sensor setting
450-BR-S	Bell reflector small (version 1&2)
450-BR-L	Bell reflector large (version 3)
450-DC	Dust cover

OPTIONS

